

reSearcher suite: an appraisal by UCC Library

(May 2012)

In 2008, UCC Library decided to introduce an ERM suite to push open the content discovery further. As we were looking at existing commercial products in the market, ITT Dublin (<http://library.ittdublin.ie/>) flagged an Open Source system to us as they were on the lookout for a similar product. After going through their proposal carefully and doing some research ourselves, value for money instinct kicked in and the Library decided to go down the Open Source software route for the first time in the Library's history. Due to staffing situation, the Library opted for external hosting. It is hosted by reSearcher suite in Simon Fraser University, Canada. (<http://researcher.sfu.ca>)

To quote from CUFTS Administration guide:

CUFTS is an online serials management system, which includes a knowledgebase of full-text journal collections, a searchable A-Z database of databases (the CUFTS Resource Database or CRDB) and A-Z journal database (the CUFTS Journal Database or CJDB), MARC records for each title, direct to article OpenURL link resolving (GODOT), and electronic resource management (ERM) tools...CUFTS works with CrossRef to provide Digital Object Identifier (DOI) linking for some DOI-enabled resources (including Emerald, Ingenta, ScienceDirect, and others). Activating CrossRef in CUFTS will provide more article-level linking for your users.*

**You can now enable GODOT links within on-campus or proxied Google Scholar sessions. And not just Google or Google Scholar, you can add sites like Live Search Academic, Yahoo, Ask.com, Search.com and Clusty.com*

We will deal with CUFTS for the purpose of this article, the main ERM system developed by the reSearcher team in SFU Library.

- CUFTS creates a Knowledge Base that is searchable through the Library portal.
- CUFTS is divided into two sections – Journals (CJDB) and Databases (CRDB).
- The Journals section does not include A&I, Bibliographic services – only Full Text Journals databases.
- You can upload your OPAC serials list in the Journals Portal. It will then search the ISSN field for journals.
- It does not include e-books, yet.

Journals Portal

CJDB contains both subscription resources and Open Access resources. We can rank the resources depending on importance ourselves and highest ranking resources will display first in any search result. If the Library subscribe to the complete package, we can *auto-activate* the titles. For partial access to the resource, once the resource has been activated, we can select the subscribed titles manually, or can upload an ISSN list in a text file format and match it against the titles.

- You can upload a new database as long as it is a full text one.
- You can add new journals to a database that you have uploaded.
- We have created and uploaded a new resource containing all our single e-journal titles that we can add to/suppress as and when we subscribe or cancel.

- You can also add title level notes, e.g. ex-subscribed journals that you have post-cancellation access to.
- You can add resource level notes, e.g. CINAHL Full Text that is not really a complete Full Text database.
- You cannot add a new title to a resource that is already in CUFTS, e.g. Science Direct, ASC etc, but you can add resource level notes and title level notes.
- reSearcher team continuously update their knowledgebase title lists; however in the interim you can create a new resource title and upload a new list.
- The list has to be in a certain format for the system to upload. This can prove difficult with some vendor's lists, e.g. Lexis-Nexis.
- Access dates can be an issue. Sometimes vendors do not provide a definitive list with access dates. We have to rely on both the publishers and the users for verification.
- Journals Portal also creates MARC records that can be downloaded and integrated in our catalogue/OPAC system.

As the Library's journal holdings fluctuate year by year, it is necessary to upload a complete serials holdings list every six months to reflect any changes and to give wider exposure to newly acquired titles.

You can also compare resources within the CUFTS administrative interface. Resource Comparison provides rapid analysis of journal titles and coverage dates in all of the different electronic collections listed in CUFTS.

Database Portal

To minimise the duplication of information, CUFTS allows us to create license records for vendors, such as EBSCO, for which we have more than one resource (e.g., Academic Complete, Business Search Complete, etc.). This saves us from needing to add the same contact information or licensing terms for each EBSCO resource in CUFTS. Instead we are able to link each EBSCO resource to the single EBSCO license record. The fields are comprehensive including Online Terms where we can add a URL to the license Terms of Use, if they are available online. We can also upload a PDF copy of the license under "Files". In the same way we can create a provider record and statistics record for EBSCO. All these records then can be linked to all the EBSCO resources that we subscribe to.

Academic Search FullText Elite [delete](#)

General Dates/Costs Statistics Admin **Subjects** Links MARC

submit reset

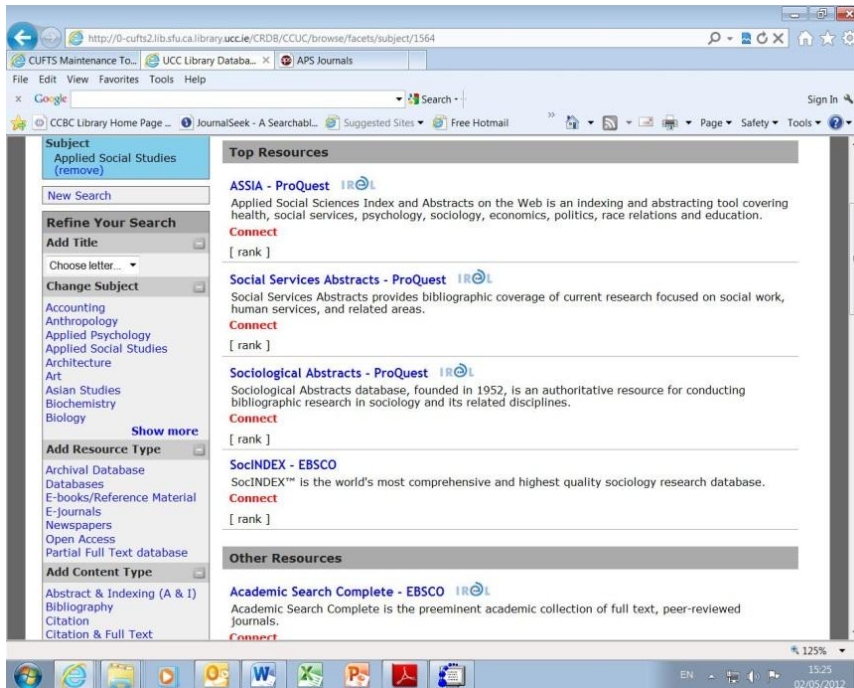
Current Subjects

Resource & Environmental Management 33

Urban Studies 18

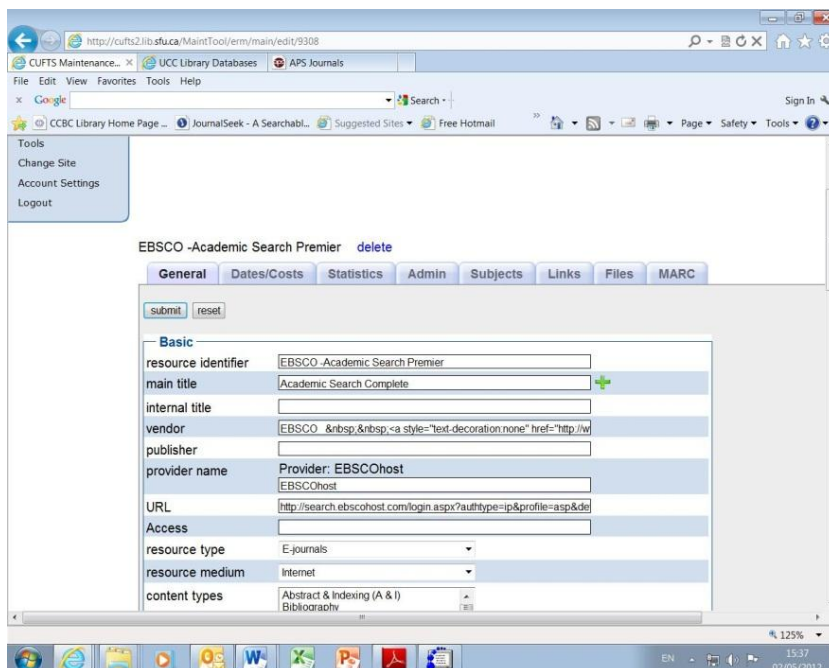
Multidisciplinary index which includes Urban Studies

We particularly like the Subjects tab; it allows us to associate subjects with the resource. These subjects are pulled from the ones set up in the Tables section while setting up the CRDB. You can add as many subjects as you wish to each resource, and rank them.



Or we can use the [rank] drag and drop function to organise the databases on the subject page.

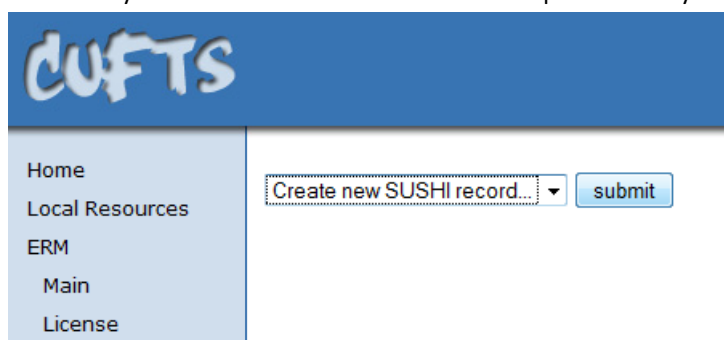
Files section allows us to upload any files associated with the resource, such as PDFs, Word documents, or spread-sheets including title lists.



- There is more flexibility in this system as we have complete control over the content, display and subject headings.
- It allows us to put in all the necessary information about the database including downtime alerts.

- It also allows subject librarians to edit and add notes in various fields as deemed necessary by the Administrator.
- It allows library staff access to additional notes that are not visible to non-staff users.
- In these cases all staff members must create an account so that the Administrator is able to allow editing or staff viewing.

The ERM system is also COUNTER and SUSHI compliant. Once you've filled in the SUSHI information, you will



need to go to the COUNTER section and create a corresponding record for the resource. Once that is done, CUFTS will automatically pull in all of the SUSHI data from the vendor.

CUFTS allows you to upload the COUNTER statistics provided by the vendors for your resources or see the SUSHI data harvested from the vendor. For this you

will need to create a new COUNTER record in CUFTS. Once you have populated this section with

COUNTER record summary

Highwire

	1	2	3	4	5	6	7	8	9	10	11	12
2009	887	886	887	887	887	887	887	888	886	885	886	888
2008	887	886	887	887	887	887	887	888	886	885	886	888

View Report

Start: (YYYY-MM-DD)
 End: (YYYY-MM-DD)

COUNTER/SUSHI stats, the system will allow you to see a summary of results or to limit the stats to a particular date range. You can select multiple databases from the Database resource centre, select the statistic type, statistics start and end dates, granularity, and format. To enable many of the available statistic choices, you will need to first supply all available COUNTER and/or SUSHI data and then use the Resource and Journal

Linking feature to combine this data with the ERM data.

To finish with:

- We prefer reSearcher suite in spite of an absence of bells and whistles because...
- It does what it says on the tin.
- There is more freedom for us to populate and manipulate the system to make it suit our demands.
- There is no time delay in implementing any feature, except your own.
- It allows other OA resources to be integrated within the knowledgebase, thereby being accessible through the Journals and Database Portals2012-05-14.
- It runs some excellent systems forums. See <http://lib-forums.lib.sfu.ca/index.php> Most of the trouble shooting answers is available here. Otherwise contact researcher-support@sfu.ca if you opt for a hosted service.

Also see: CUFTS Administration Guide - <http://researcher.sfu.ca/files/cuftsAdminGuide.pdf>
Niamh Walker-Headon, (2010), "ReSearcher Suite: selection and implementation - the hosted option", Library
Hi Tech News, Vol. 27 Iss: 2 pp. 1 – 5
Permanent link to this document:
<http://dx.doi.org/10.1108/07419051011050402>

Author: Anita Wilcox,

E-resources Librarian,

Boole Library,

University College Cork,

Cork,

Ireland.